

Autodesk® Design Review

Share it in Design Review.



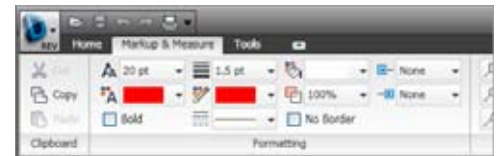
Share it in Design Review.

Autodesk® Design Review is the free*, all-digital way to review, mark up, measure, and track markups to models and drawings.

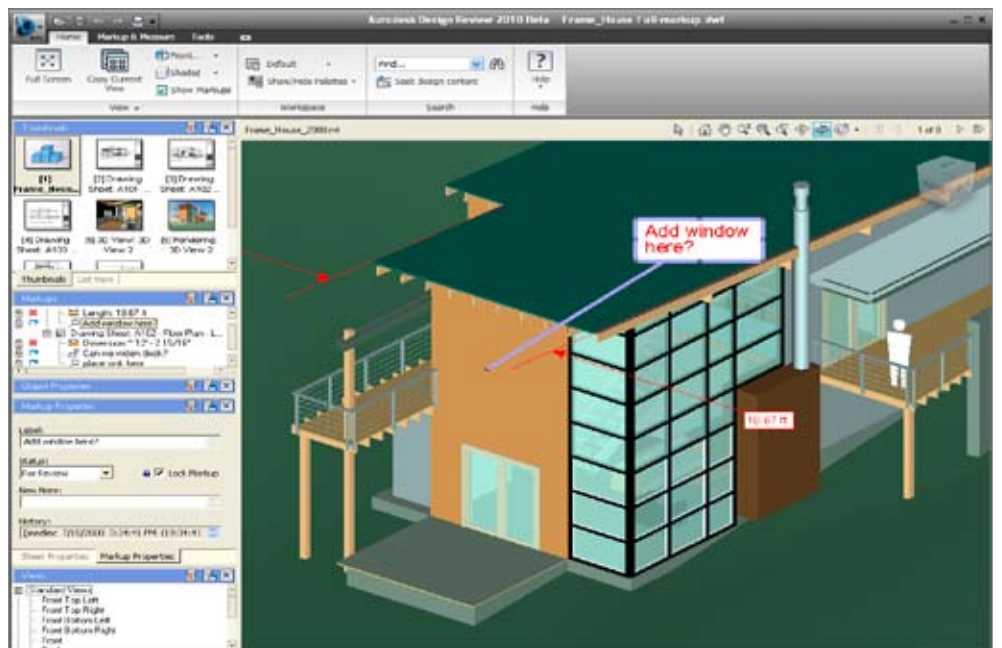
Autodesk Design Review Features

- New—Ribbon interface
- New—View and mark up PDF
- New—Digital signature support
- Enhanced—Markup tools
- Enhanced—DWG support
- 3D navigation tools
- Batch printing
- Drawing compare
- 2D and 3D markup tools
- 2D and 3D measurement tools
- Find and locate design information
- Exchange markups with design applications
- Supports detailed design information
- Supports georeferenced map data

Autodesk Design Review improves team communication by putting design information into the hands of the people who need it. Design Review offers you an intuitive solution for reviewing designs and responding to comments, and helps ensure that revisions are timely and comprehensive. And Design Review is tightly integrated with your other Autodesk products, such as AutoCAD®, Revit®, Autodesk® Inventor®, AutoCAD® Civil 3D®, and AutoCAD® Map 3D software.



New, task-based ribbon interface.



Electronically review, mark up, and revise designs.

With other formats it's like you're getting a brochure of the design. DWF, on the other hand, is the design.

—Centex Homes

Publish, Share, and View

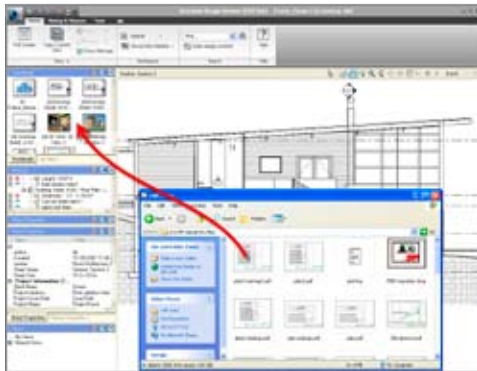
Easily publish and share drawings, models, or both from your Autodesk applications, including AutoCAD, Revit, Autodesk Inventor, AutoCAD Civil 3D, and AutoCAD Map 3D software. Use Autodesk Design Review to enable non-CAD users to view and analyze a design exactly as the designer intended. Combine multiple PDF, DWF™, and DWG™ files into a single DWF file. Add digital signatures to DWF files to verifiably show that the file hasn't been altered since being published.

Mark Up and Measure

Make your design reviews clear and concise with features like redline, call-outs, stamps, and custom symbols. Measure distance, length, and areas in drawings and models using built-in measurement tools. Locate points (based on the active coordinate system) and relative distance. Markups and measurements persist and stay visible within any model view for team members to access during the review phase. Markups can now be locked, preventing accidental changes during the review process. New markup tools such as a highlighter tool and dashed and dotted lines make edits clear and easy to understand.

Track and Import Markups

Automatically track project status with complete recording of markups, text annotations, measurements, review status, and additional notes. Easily import markups into the original Autodesk design software when you receive reviewed files. You can also manage markups in Autodesk® Buzzsaw®, Autodesk Streamline®, and Autodesk® Vault Manufacturing software, the collaborative project management solutions.



New PDF viewing and markup functionality.



Markups made on models always remain available for reference.



Markups made using Design Review are recorded in the Revit, Inventor, Civil 3D, or AutoCAD Markup Set Manager for easy navigation and quick revisions.

Being able to share models with Autodesk Design Review takes the advantages of digital prototypes to the shop floor.

—Matt Dykhouse
Mechanical Design Engineer
Pearson Packaging Systems

Learn More and Download

To learn more visit www.autodesk.com/designreview.

To get the free* download of Autodesk® Design Review software go to www.autodesk.com/designreview-download.

To try a free web service for sharing 3D and 2D designs go to freewheel.autodesk.com.

Autodesk Learning and Education

From instructor-led or self-paced classes to online training or education resources, Autodesk offers learning solutions to fit your needs. Get expert guidance at an Autodesk Authorized Training Center (ATC®) site, access learning tools online or at your local bookstore, and validate your experience with Autodesk certifications. Learn more at www.autodesk.com/learning.

Autodesk Services and Support

Accelerate return on investment and optimize productivity with innovative purchase methods, companion products, consulting services, and support from Autodesk and Autodesk authorized partners. Designed to get you up to speed and keep you ahead of the competition, these tools help you make the most of your software purchase—no matter what industry you are in. Learn more at www.autodesk.com/servicesandsupport.

Autodesk Subscription

Get the benefits of increased productivity, predictable budgeting, and simplified license management with Autodesk® Subscription. You get any new upgrades of your Autodesk software and any incremental product enhancements, if these are released during your Subscription term. In addition, you get exclusive license terms available only to Subscription members. A range of community resources, including web support direct from Autodesk technical experts, self-paced training, and e-Learning, help extend your skills and make Autodesk Subscription the best way to optimize your investment. Learn more at www.autodesk.com/subscription.



*Free products are subject to the terms and conditions of the end-user license agreement that accompanies download of this software.

Autodesk is committed to sustainability. This brochure is printed on 25 percent post consumer waste recycled paper.

Autodesk, AutoCAD, Buzzsaw, Civil 3D, DWF, Inventor, and Revit are registered trademarks or trademarks of Autodesk, Inc., and/or its subsidiaries and/or affiliates in the USA and/or other countries. All other brand names, product names, or trademarks belong to their respective holders. Autodesk reserves the right to alter product offerings and specifications at any time without notice, and is not responsible for typographical or graphical errors that may appear in this document.